



# IMPORTANT !

Make sure wiring connectors behind dashboard are securely fastened for proper product operation !


1. Locate the cable from Dashboard assembly and that from car body.



2. Connect these two harnesses together.



3. Securely attach the cables from the steering wheel and dashboard assembly. Make sure that there is a tight fit before assembling the dashboard and steering wheel to the car body.



**NOTE :** If the connectors don't fit easily, reverse the direction of one connection and try again. Unit will not operate/function unless wire connection under dash is connected to harness coming from body.